



PENNBARRY™

*Moving Your Way*

# PRODUCT HANDBOOK

A Complete Product Overview



## For More Information...

---



### **General, Industrial & Kitchen Ventilation Product Catalogs**

For detailed product information that includes dimensional drawings, performance data, engineering specifications and more, contact your local PennBarry representative to obtain a copies of our General and Industrial Product Catalogs.



### **Selection Software**

Make the process of selecting PennBarry ventilation products simple by downloading our selection software. It provides all the tools you need to ensure products are specified correctly for your application, including performance, drawings, options, and accessories.



### **[www.PennBarry.com](http://www.PennBarry.com)**

By visiting the PennBarry website, you have access to product and engineering information at any time. From frequently asked questions to catalog information, or selection software, you will find it quickly and easily at [www.PennBarry.com](http://www.PennBarry.com).

**TABLE OF CONTENTS**

**Commercial Products**

Domex   DX	4
Fumex   FX	4
LC Dynafan   LC	4
Linea   LF	4
Zephyr   Z	4
Zephyr Cabinet   ZC, ZCC	5
Muffan   MU, FS	5
Centrex Inliner   SX	5
Round Centrex   REX	5
Centrex Jr.   REXJR	5
Breezeway   P, BX, BC, BLL, BHM, BHH, BCH	6
Powered Airette   AC, AF	6
Domex Axial   DAE, DAS	6
Hi-Ex   HC, HX, HF, HZ, HS	6
Weather Caps   WCC, WCF	6
Gravity Airette   AEG	7
Pennhouse   PH	7
Gravity Ventilators   PT, HPA, PA	7
Dynamo   D	7

**Industrial Products**

Centrifugal   VCR	7
Industracon   IND	8
Tubular Inline   TUB	8
Mixed Flow   ESI	8
Plenum/Plug   ESP, VSP	8
Wall Propeller Fans   PND, PNB, MBP	8
Hooded Roof Fans   HRD, HRB, HRR, HTB	9
Upblast Roof Fans   ULD, ULB, UTD, UTB	9
Tubeaxial   TXD, TXB	9
Vaneaxial   VXD, VXB	9
Bifurcator   SSB, TSB, AXD, AXB	9
Fume Exhaust   FH, FHL	10
Hyblast   HY	10

**Specialty & Kitchen Products**

Energy Recovery   MV, D, S, N, M, O, G	10
Kitchen Hoods   PBKH	10
Make-Up Air   IDF, SDF	10
SupremeFan   GBD, GBC, GBH	11



## DOMEX | DX

- Roof-mount, spun aluminum downblast.
- Direct or belt drive, ECM option.
- Application: General exhaust for schools, churches, and office buildings.
- Capacity: From 44 - 46,640 cfm; 0 - 1.5" w.g.
- Miami-Dade Approved for High Velocity Hurricane Zones (NOA# 10-0615.09).



## FUMEX | FX

- Roof-mount, spun aluminum upblast; direct or belt drive; ECM option.
- Application: Fumes, commercial kitchens, and exhaust of other contaminants.
- U.L. Listed for Smoke Control Systems (500°F / 4-Hours; 1000°F / 1-Hour).
- U.L. 762 Listed for Grease Laden Air Exhaust (400°F).
- Capacity: From 54 - 24,665 cfm; 0 - 4.7" w.g.
- Miami-Dade Approved for High Velocity Hurricane Zones (NOA# 10-0615.09).



## LC DYNAFAN | LC

- Roof-mount, low contour downblast.
- Direct or belt drive.
- Application: General exhaust for schools, churches, and office buildings.
- Capacity: From 39 - 17,516 cfm; 0 - 1.5" w.g.



## LINEA | LF

- Roof-mount, low contour downblast.
- Architectural, tiered hood design.
- Direct or belt drive.
- Application: General exhaust for schools, churches, and office buildings.
- Capacity: From 32 - 18,907 cfm; 0 - 1.5" w.g.



## ZEPHYR | Z

- Ceiling or inline mount.
- Low sound levels.
- Direct drive.
- Application: General exhaust for lavatories, conference rooms, and institutions.
- Capacity: From 32 - 3,290 cfm; 0 - 1.5" w.g.
- U.L. Listed for use over bath tubs and showers when connected to a GFCI protected branch circuit.


### ZEPHYR CABINET | ZC, ZCC

- Inline duct-mount.
- Belt drive.
- Application: General purpose duct blower for heating/cooling systems.
- ZC (Single) Capacity: From 750 - 6,350 cfm; 0 - 1.5" w.g.
- ZCC (Twin) Capacity: From 1,500 - 12,700 cfm; 0 - 1.5" w.g.



### MUFFAN | MU, FS

- Roof-mount filtered supply.
- Direct or belt drive.
- Side Intake (FS Model)
- Application: Supply fresh air to buildings or systems by replacing the exhaust of contaminated air (e.g. Commercial kitchens).
- Capacity: From 100 - 14,426 cfm; 0 - 1.0" w.g.



### CENTREX INLINER | SX

- Square inline duct-mount.
- Direct or belt drive; ECM option.
- Application: Supply, return, or exhaust air for general HVAC systems.
- Capacity: From 103 - 27,502 cfm; 0 - 3.5" w.g.
- Inlet filter box with 1" or 2" filters.



### ROUND CENTREX | REX


- Tubular inline duct-mount.
- Aluminum construction.
- Direct or belt drive.
- Application: Supply or return air; exhaust fumes or humid air.
- Capacity: From 75 - 22,054 cfm; 0 - 3.0" w.g.



### CENTREX JR. | REXJR

- Inline duct-mount.
- Direct drive.
- Application: Dryer booster and humid air exhaust systems.
- Capacity: From 42 - 711 cfm; 0 - 1.5" w.g.





## BREEZEWAY | P, BX, BC, BLL, BHM, BHH, BCH

- Wall-mount propeller fans.
- Direct or belt drive.
- Application: General supply and exhaust for warehouses, factories, and mechanical rooms.
- Capacity: Up to 68,172 cfm; 0 - 1.8" w.g.



## POWERED AIRETTE | AC, AF

- Hooded, roof-mount propeller fans.
- Direct or belt drive.
- Application: Supply fresh air or exhaust hot, humid, and/or foul air.
- Capacity: Up to 72,755 cfm; 0 - 0.5" w.g.



## DOMEX AXIAL | DAE, DAS

- Roof-mount, low contour propeller downblast.
- Application: General exhaust or supply for low pressure systems.
- Capacity: Up to 2460 cfm; 0 - 1.25" w.g.



## HI-EX | HC, HX, HF, HZ, HS

- Roof-mount propeller upblast.
- Direct or belt drive.
- Standard height or low profile.
- Application: Rapid air removal or general ventilation exhaust.
- U.L. Listed for Smoke Control Systems (500°F / 4-hours; 1000°F / 15-minutes).
- Capacity: Up to 82,481 cfm; 0 - 1.0" w.g.



## WEATHER CAPS | WCC, WCF

- Low silhouette, spun aluminum design.
- Application: Pressure relief, discharge cap, outside air inlet hood.
- Capacity: Up to 20,065 cfm.


### GRAVITY AIRETTE | AEG

- Hooded roof gravity ventilators.
- Galvanized or aluminum construction.
- Application: Building pressure relief and fresh air intake.
- Capacity Range: Up to 72,000 cfm.



### PENNHOUSE | PH

- Roof-mount architectural tiered hood design.
- Gravity air intake or relief.
- Application: Building pressure relief and fresh air intake.
- Compatible with Linea centrifugal exhausters.



### GRAVITY VENTILATORS | PT, HPA, PA

- Turbines: General ventilation of factories, farm/agricultural buildings, commercial/public structures, and homes.
- Pul-Air for air exhaust with no moving parts.
- Insul-Air for extended airshaft to clear roof peaks, etc.




### DYNAMO | D

- Class I heavy-gauge galvanized steel, roof/floor/inline mount utility blower.
- Belt drive; backward inclined wheel.
- Application: Commercial kitchen and fume exhaust, building pressurization and fresh air supply.
- U.L. 762 Listed for Grease Laden Air Exhaust (500°F).
- UL Listed for Smoke Control Systems (500°F / 4-hours; 1000°F / 41-minutes).
- Capacity: From 500 - 29,150 cfm; 0 - 5.0" w.g.



### VCR

- Class I, II, III, IV construction, free standing SWSI/DWDI centrifugal fan.
- Direct or belt drive (Arr. 4, 7, 8).
- Backward inclined and airfoil wheels.
- Application: Exhaust and supply in typical duct systems; able to handle many special environments such as high temperature, corrosive, spark resistant, and commercial kitchen.
- Capacity: Up to 264,000 cfm; 0 - 10.0" w.g.
- UL762 Listed for Grease Laden Air (300°F & 500°F).
- UL Listed for Smoke Control Systems (500°F / 4-hours; 1000°F / 1-hour).



©PENNBARRY 2013



## INDUSTRACON | IND

- Heavy-duty, high pressure construction, free standing SWSI industrial fan.
- Direct or belt drive (AH wheel only Arr. 4, 7, 8).
- 3 Wheel Types: General, fibrous material handling, and air handling.
- Application: Ventilation or exhaust of dust, granular materials, and fibrous materials as well as air handling.
- Capacity: Up to 60,000 cfm; 0 - 30.0" w.g.




## TUBULAR INLINE | TUB

- Class I, II, III heavy-gauge steel construction, tubular centrifugal inline fan.
- Belt drive.
- Backward inclined and airfoil wheels. Horizontal or vertical mount.
- Application: Exhaust, supply, or return air in ducted (medium to high) pressure systems.
- Capacity: From 49 - 46,640 cfm; 0 - 10" w.g.
- U.L. 762 Listed for Grease Laden Air (300°F & 500°F).
- U.L. Listed for Smoke Control Systems (500°F / 4-hours; 1000°F / 1-hour).




## MIXED FLOW | ESI

- Class I, II heavy-gauge steel, mixed flow inline fan.
- Belt drive; patented wheel design.
- Application: Exhaust, supply, or return air in ducted (medium to high) pressure systems requiring lower sound levels.
- Capacity: From 1,300 - 155,000 cfm; 0 - 7.0" w.g.
- U.L. 762 Listed for Grease Laden Air (300°F & 500°F).
- U.L. Listed for Smoke Control Systems (500°F / 4-hours; 1000°F / 1-hour).



## PLENUM/PLUG | ESP, VSP

- Class I, II, III heavy-gauge steel construction, unhooded centrifugal.
- Direct or belt drive (Arr. 4, 7, 8 ESP models).
- High efficiency backward inclined (size 105 - 165) and airfoil (size 182 - 890) wheels.
- Application: Supply air in a pressurized plenum for built-up air handling system; excellent for retrofit or replacement systems.
- Capacity: Up to 264,000 cfm; 0 - 10.0" w.g.



## WALL PROPELLER FANS | PND, PNB, MBP

- Heavy-duty construction, wall-mount propeller fans.
- Direct or belt drive.
- Application: Supply/Exhaust for warehouses, factories, and mechanical rooms.
- Capacity: Up to 323,000 cfm; 0 - 1.8" w.g.
- Aluminum or steel propeller available.



**HOODED ROOF FANS | HRD, HRB, HRR, HTB**

- Heavy-duty construction, hooded roof-mount propeller fans.
- Direct or belt drive.
- Application: Supply fresh air or exhaust hot, humid, and/or foul air.
- Capacity: Up to 72,755 cfm; 0 - 0.5" w.g.
- Aluminum or steel propeller available.




**UPBLAST ROOF FANS | ULD, ULB, UTD, UTB**

- Heavy-duty construction, roof-mount propeller upblast.
- Direct or belt drive.
- Standard height or low profile.
- Application: Rapid air removal, high temperature, or general ventilation exhaust.
- Capacity: Up to 82,481 cfm; 0 - 1.0" w.g.
- Aluminum or steel propeller available.



**TUBEAXIAL | TXD, TXB**

- Low to medium pressure ducted applications.
- Direct or belt drive.
- Horizontal or vertical mount.
- Application: exhaust contaminated/hot air and supply air to cool/pressurized interior spaces.
- Capacity: Up to 150,000 cfm; 0 - 2.5" w.g.
- Aluminum or steel propeller available.



**VANEAXIAL | VXD, VXB**

- High pressure ducted applications.
- Direct or belt drive; horizontal or vertical mount.
- Fixed aluminum or steel.
- Application: exhaust contaminated/hot air and supply air to cool/pressurized interior spaces.
- Capacity: Up to 120,000 cfm; 0 - 7.0" w.g.
- U.L. Listed for Smoke Control Systems (500°F / 4-hours; 1000°F / 15-minutes - VXD steel propeller only).



**BIFURCATOR | SSB, TSB, AXD, AXB**

- Vertical roof or inline-mount.
- Single or two stage; axial or axcentrix; direct or belt drive.
- Heavy gauge steel and continuous welding.
- Application: Food processing, glass, breweries, chemical plants, pulp, paper, meat packing, hot metal, rubber, dairy, and high temperature continuous operation.
- Capacity: From 750 - 86,000 cfm; 0 - 3.0" w.g.






## FUME EXHAUST | FH, FHL

- Roof-mount upblast.
- Belt drive.
- Application: Laboratories, hospitals, research centers, and institutions.
- Capacity: From 350 - 80,000 cfm; 0 - 8.0" w.g.



## HYBLAST | HY

- Roof-mount upblast.
- Plenum mounting of multiple fans; redundant fan system.
- Belt or direct drive.
- Application: High velocity fume exhaust of laboratories, hospitals, research centers, and institutions.
- Capacity: From 2,850 - 54,960 cfm; 0 - 8.5" w.g.



## ENERGY RECOVERY | MV, D, S, N, O, G

- Stand-alone energy recovery units.
- Application: Recover exhaust air energy and reintroduce it into conditioned space.
- 6 Configurations: Rooftop downward discharge; rooftop side-by-side; rooftop over-and-under; mechanical room side-by-side; mechanical room over-and-under; rooftop downward discharge with provisions for heating and cooling; compact design for ceiling mount with multiple intake/discharge arrangements.
- Capacity: Up to 12,000 cfm, 0 - 1.5" w.g.
- AHRI Certified desiccant wheel technology.



## KITCHEN HOODS | PBKH

- Exhaust canopy, self compensating, low profile exhaust, and vapor hoods.
- UL/ETL/NSF listed and built in accordance with NFPA 96.
- 304 or 430 stainless steel, fully welded construction.
- Wall or island mounting options.
- Application: Exhaust of grease, heat, steam and vapors from commercial kitchens.
- Capacity: Built to meet job specifications.




## MAKE-UP AIR | SDF, IDF

- Direct-fired or indirect-fired gas heating and ventilation.
- ETL Listed and CSA Certified to ANSI design standards.
- Application: Supply tempered fresh air to buildings or commercial kitchens by replacing the exhaust of contaminated air.
- Capacities: Direct-fired – up to 1,500 mbh and 14,000 cfm; indirect-fired – up to 1,200 mbh and 14,800 cfm.

**SUPREMEFAN** | GBD, GBC, GBH

- Heavy duty, welded construction.
- Curb mounted, belt driven, easy maintenance and cleanability.
- Applications: Exhaust of grease-laden air from commercial kitchens.
- Capacity: 500 - 14,000 cfm, 0 - 5" w.g.
- U.L. 762 Listed for Grease Laden Air.



©PENNBARRY 2013



## PennBarry Product Solutions

---

### COMMERCIAL

Roof & Wall Exhaust Centrifugal Fans  
Ceiling, Wall, & Inline Centrifugal Fans  
Roof Supply Centrifugal Fans  
Square & Round Centrifugal Fans  
Wall Mounted Axial Fans  
Hooded Roof Axial Fans  
Upblast Roof Axial Fans  
Gravity Ventilators  
Roof Curbs

### INDUSTRIAL

Utility Vent Sets  
Freestanding Centrifugal Fans  
Industrial & Material Handling Fans  
Tubular Centrifugal Inline Fans  
Mixed Flow Centrifugal Fans  
Plug & Plenum Fans  
Wall Mounted Propeller Fans  
Tubeaxial Fans  
Vaneaxial Fans  
Bifurcator Fans  
Fume Exhaust

### ENERGY RECOVERY

Outdoor Units  
Indoor Units

### KITCHEN VENTILATION

Kitchen Hoods  
Make-Up Air Units  
Exhaust Fans



PENNBARRY™

*Moving Your Way*

PennBarry is proud to be your preferred manufacturer of commercial and industrial fans and blowers. Learn how PennBarry products can assist you in your next application by contacting your PennBarry Representative or visiting us on the web at [www.pennbarry.com](http://www.pennbarry.com).

PennBarry | [www.pennbarry.com](http://www.pennbarry.com) | [pennbarrysales@pennbarry.com](mailto:pennbarrysales@pennbarry.com) | tel: 972.212.4700 | fax: 972.212.4702

© Copyright 2013 PennBarry. All Rights Reserved. HANDBOOK-052813